

“We learn about all the chemicals that are going to make us lose our hair and make us sick, we know them by name. But we don’t know that Hidden Scar Breast Cancer Surgery exists – we need to ask for it”

Andrea, New York, NY
Hidden Scar
Lumpectomy patient

Traditional Surgical Options

- **Modified Radical Mastectomy:**

All of the breast tissue is removed along with the majority of the skin and the nipple. This will leave a large sized scar on the front of the chest that is very visible.

- **Skin Sparing Mastectomy:**

All of the breast tissue is removed, the nipple is removed, but the skin is preserved. This will leave a medium to large sized scar on the front of the breast that is very visible.

- **Nipple Sparing Mastectomy:**

All of the breast tissue is removed, but the nipple and skin are not. This will leave a medium to large sized scar on the side of the breast that is very visible.

- **Lumpectomy:**

The tumor and a small portion of healthy tissue surrounding the tumor (margin) are removed. The majority of your breast tissue, breast skin, and nipple are preserved. Traditionally, the surgeon makes the incision directly above the tumor, leaving a small to medium sized scar on the breast that is visible.

You have a choice in your surgical treatment

Contact us to learn more

Sharla Gayle Patterson, MD

11181 Health Park Blvd Suite 2220

Naples, FL, 34110

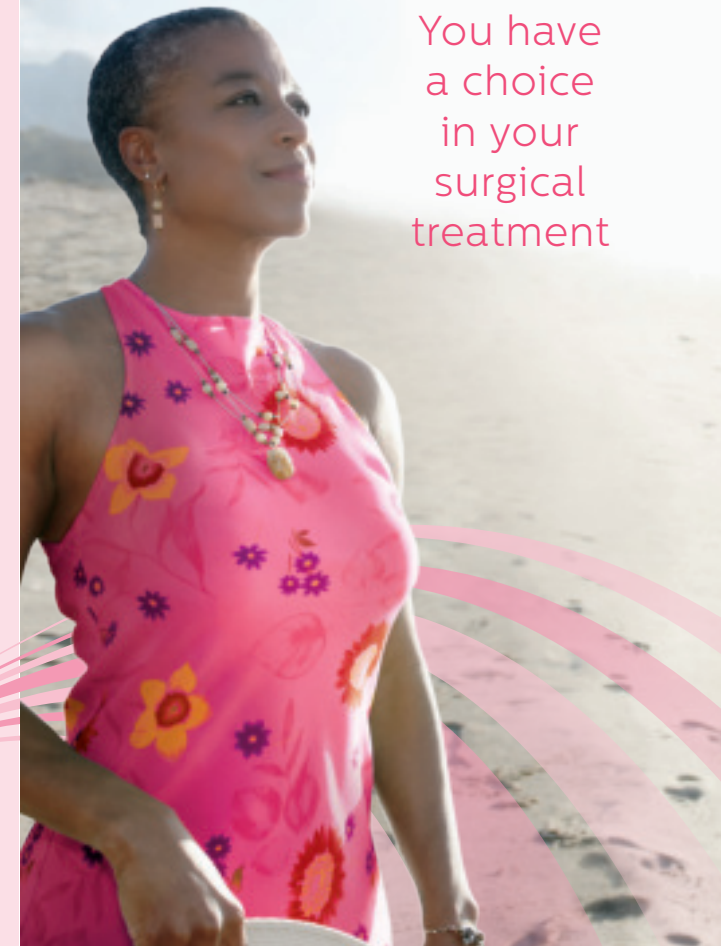
239-624-8120

Visit breastcancersurgery.com

HIDDEN SCAR™
BREAST CANCER SURGERY

Understanding Your Breast Cancer Surgery Options

You have a choice in your surgical treatment



HIDDEN SCAR™

BREAST CANCER SURGERY

Why Should I Consider Hidden Scar Breast Cancer Surgery?

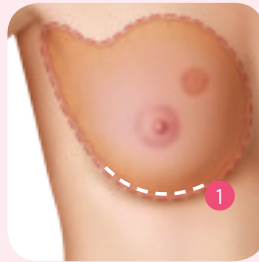
Scars matter! Breast surgeons are very skilled at removing the cancer or cancer risk. But finding a surgeon who prioritizes your cosmetic outcome is equally important. Studies show that scars from breast cancer surgery can impact a woman's self-confidence, intimacy, and body image.²

Hidden Scar Breast Cancer Surgery

Hidden Scar Breast Cancer Surgery is an advanced approach to removing breast cancer or your risk of breast cancer. With a Hidden Scar approach, your incision is placed in a location that is hard to see, so your scar is not visible when it heals. Patients who have a Hidden Scar approach do not have a higher risk of cancer recurrence than patients who undergo a traditional technique.¹

Hidden Scar Mastectomy

A Nipple Sparing Mastectomy can be performed as a Hidden Scar Procedure. This means that the incision is made in a place that is hard to see. There is one location for a Nipple Sparing Mastectomy that makes the scar less visible:



Single Hidden Incision

1. **Inframammary Fold:** The natural crease underneath the breast.

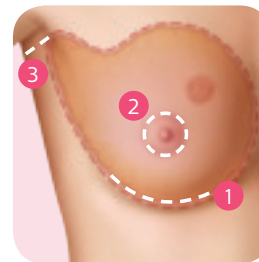
In a Hidden Scar Nipple Sparing Mastectomy, all of the breast tissue is removed, but the nipple and skin are not. Since the scar is placed in the Inframammary fold, you will not have a visible scar.

“Not only do I not have to look at my scars that make me feel embarrassed, but my husband can look at me and not even notice that I had surgery”

Alyssa, Washington, DC
Hidden Scar Double
Mastectomy patient

Hidden Scar Lumpectomy

A lumpectomy can be performed as a Hidden Scar procedure. This means that the incision is made in a place that is hard to see. There are three different locations for a lumpectomy incision that make the scar less visible:



Incision locations

1. **Inframammary Fold:** The natural crease underneath the breast.
2. **Periareolar:** Along the edges of the areola
3. **Axilla:** In the armpit, usually hidden in a natural fold

In a Hidden Scar Lumpectomy, the tumor and a small portion of healthy tissue surrounding the tumor (margin) are removed. The majority of your breast tissue, breast skin, and nipple are preserved. Since the scar is placed in a hidden location, you will not have a visible scar.

¹ Sacchini V. et al., Nipple-Sparing Mastectomy for Breast Cancer and Risk Reduction: Oncologic or Technical Problem? JACS, 2006; 203(5) 5:704-714

² LIT 12728 Wakefield Research Data Report: Survey of Breast Cancer Surgery Patients